

EXECUTIVE SUMMARY

CITY OF PAWTUCKET, RHODE ISLAND



**CONSOLIDATED ANNUAL PERFORMANCE & EVALUATION REPORT
for
PROGRAM YEAR 46 (JULY 1, 2020 – JUNE 30, 2021)**

- **COMMUNITY DEVELOPMENT BLOCK GRANT**
- **HOME INVESTMENT PARTNERSHIP PROGRAM**
- **EMERGENCY SOLUTIONS GRANT PROGRAM**
- **CORONAVIRUS AID RELIEF AND ECONOMIC SECURITY ACT (CARES)—CDBG-CV and ESG-CV**

**PAWTUCKET DEPARTMENT OF PLANNING AND REDEVELOPMENT
137 ROOSEVELT AVENUE, PAWTUCKET, RHODE ISLAND 02860
PHONE (401) 728-0500 Ext. 430 TDD (401) 724-5415
ESOARES@PAWTUCKETRI.COM**

**SUSAN MARA
DIRECTOR**

**DONALD R. GREBIEN
MAYOR**

EXECUTIVE SUMMARY

I. **Explanation of Report:**

The City of Pawtucket, Rhode Island expended \$1,208,702 in Community Development Block Grant funds, \$294,157 in HOME Housing Investment Partnerships Program and \$165,014.62 in Emergency Solutions Grant for a total of \$1,667,873.62 HUD funds for FY 2020-2021 (July 1, 2020-June 30, 2021). With these funds, the City of Pawtucket undertook a variety of activities designed to “develop a viable urban community, provide decent housing and a suitable living environment, and expand economic opportunities, principally for persons of low and moderate income”.

The attached report presents an accounting of where those funds were directed and an overall evaluation of how well the City of Pawtucket performed in meeting the goals originally identified in the City’s Five-Year Consolidated Plan (2020-2024).

Appendix A provides an overview of the three federal programs—the Community Development Block Grant, the HOME Investment Partnership Program, and the Emergency Solutions Grant.

Any questions concerning this report should be directed to Edward G. Soares, Community Development Program Manager, Department of Planning and Redevelopment at (401) 728-0500 ext. 441. esoares@pawtucketri.com

Ad published in the Pawtucket Times Monday, September 13, 2021

Copy of AD

City of Pawtucket

PUBLIC NOTICE

2020-2021 Consolidated Annual Performance and Evaluation Report
Availability/Opportunity for Citizen Comment

The City of Pawtucket, RI is announcing the availability of the Performance Report for citizen review and comment. Copies of the **2020-2021** (July 1, 2020– June 30, 2021) **Consolidated Annual Performance and Evaluation Report**, detailing all Community Development Block Grant, HOME Housing, and Emergency Solutions Grant expenditures and accomplishments for the program year concluded June 30, 2021 as well as details of the Coronavirus Aid Relief and Economic Security Act (CARES)--CDBG-CV and ESG-CV expenditures, are available at the following locations during normal business hours:

Pawtucket Department of Planning and Redevelopment
137 Roosevelt Avenue, 1st Floor, Pawtucket, RI 02860

Pawtucket Public Library
13 Summer Street, Pawtucket, RI 02860

City Clerk
Pawtucket City Hall
137 Roosevelt Avenue, Pawtucket, RI 02860

Or online at www.pawtucketri.com > Departments > Planning

All locations are accessible to the disabled. Individuals requiring special assistance to take part in the review of these documents are requested to contact the Pawtucket Department of Planning and Redevelopment at the number shown below.

Citizen comment on the Performance Report will be accepted until September 28, 2021. All comments should be addressed to:

2020-2021 Consolidated Annual Performance and Evaluation Report
Pawtucket Department of Planning and Redevelopment
137 Roosevelt Avenue
Pawtucket, RI 02860

Phone: (401) 728-0500, Ext. 430 TDD (401) 722-8239
E-mail: esoares@pawtucketri.com



Susan Mara, Director



Donald R. Grebien, Mayor

II. Summary of CDBG/ESG/HOME Expenditures

As part of the Department of Housing and Urban Development's (HUD) new streamlining efforts, the City of Pawtucket now enters all of its CDBG/ESG/HOME project information via electronic transfer (computer). As such, HUD is now able to extract whatever information it needs to ensure that the City of Pawtucket is complying with applicable federal guidelines by using the HUD IDIS system. In addition to the IDIS reports, we have prepared more succinct program expenditure reports covering the CDBG, ESG and HOME Programs.

Most importantly, we have included a copy of the CDBG financial summary, which details the total amount of CDBG resources available and the total amount of CDBG funds expended. The report also calculates the percentage of dollars expended on activities designed to benefit low and moderate-income citizens. The CDBG regulations require that grantees meet a minimum low/moderate income benefit test of 70%, to be exercised over a one, two, or three year period. The City of Pawtucket has chosen to employ a three-year certification period (July 1, 2018–June 30, 2021) to meet the 70% benefit test required by HUD.

In this the last year of the three-year cycle, (July 1, 2020-June 30, 2021) the City of Pawtucket expended 94% of all CDBG activity dollars on projects, which directly benefited low and moderate-income Pawtucket residents (see financial summary attachment).

<i>July 1, 2018 to June 30, 2019 Year 1</i>	<i>97%</i>
<i>July 1, 2019 to June 30, 2020 Year 2</i>	<i>61%</i>
<i>July 1, 2020 to June 30, 2021 Year 3</i>	<i>94%</i>

City of Pawtucket, RI
2020-2021 Community Dev. Block Grant Performance Report (July 1, 2020 - June 30, 2021)
Expenditure Report

CDBG Project	IDIS Proj. Number	PY 2020-2021 Expenditures	National Objective
Public Service Programs			
Leon Mathieu Senior Ctr.-Senior Services / Transportation	2831	\$170,000.00	Low/mod. Income clients
Blackstone Health-New Horizon Adult Day Care	2832	\$30,000.00	Low/mod. Income clients
YMCA -School Age Child Care Services	2833	\$5,000.00	Low/mod. Income clients
Day One - Sexual Assault Services	2834	\$4,000.00	Low/mod. Income clients
Boys & Girls Club: Camp Rams bottom	2837	\$15,000.00	Low/mod. Income clients
Boys & Girls Club: Summer Teen Program	2838	\$3,000.00	Low/mod. Income clients
Farm Fresh RI Harvest Kitchen Job Training Program	2840	\$5,000.00	Low/mod. Income clients
Robotics Program Shea and Slater	2842	\$10,544.58	Low/mod. Income clients
BVCAP Woodlawn Community Center	2843	\$42,000.00	Low/mod. Income clients
Pawtucket Soup Kitchen	2844	\$32,400.00	Low/mod. Income clients
Blackstone Valley Emergency Food Center	2845	\$15,148.51	Low/mod. Income clients
BVCAP Fair Housing Advocate	2846	\$7,790.00	Low/mod. Income clients
PUBLIC SERVICES PAGE SUBTOTAL		\$339,883.09	

CDBG Project	IDIS Proj. Number	PY 2020-2021 Expenditures	National Objective
Public Facility Improvements			
Independence Square HVAC Improvements	2748	3,533.45	Low/mod. Income clients
Pawt. Housing 560 Prospect Street Redevelopment	2863	55,000.00	Low/mod. Income clients
Pawtucket Advisory Commission on Arts and Culture-paint box	2643	900.00	Low/mod Area benefit
Payne Park New Splash Park	2716	3,623.41	Low/mod Area benefit
Blackstone Valley Bikeway/William Blackstone Park	2814	\$306,318.11	Low/mod Area benefit
Roosevelt Ave./Slater Mill RIDOT	2467	\$10,874.08	Low/mod Area benefit
Tidewater Park - Taft Street	2470	\$290.00	Low/mod Area benefit
Exchange St. Streetscape Pedestrian Safety Improvements	2718	\$12,500.00	Low/mod Area benefit
City Street Tree Planting in eligible neighborhoods	2857	\$16,503.00	Low/mod Area benefit
Transit-Oriented Development	2657	\$4,751.09	Low/mod Area benefit
PUBLIC FACILITY SUB-TOTAL		\$414,293.14	

Expenditure Note - All shaded activities directly benefit low and moderate income citizens

**City of Pawtucket, RI
 2020-2021 Community Dev. Block Grant Performance Report (July 1, 2020 - June 30, 2021)
 Expenditure Report**

CDBG Project	IDIS Proj. Number	PY 2020-2021 Expenditures	National Objective
Economic Development			
Snipz Hair Salon Small Business Loan	2858	10,000.00	Low/mod. Income clients
Joyful Hearts Day Care Center Small Business Loan	2859	10,000.00	Low/mod. Job benefit
The Met Rest. Small Business Loan	2860	10,000.00	Low/mod. Job benefit
10 Rocks Rest. Small Business Loan	2861	10,000.00	Low/mod. Job benefit
Progreso Latino Minority Business Outreach	2862	\$13,587.22	Low/mod. Job benefit
ECONOMIC DEVELOPMENT SUB-TOTAL		\$53,587.22	

CDBG Project	IDIS Proj. Number	PY 2020-2021 Expenditures	National Objective
Pawt. Redevelopment Agency Renewal Activities			
Dispo./Property Mgmt. of PRA Properties	2849	\$3,982.50	Slums/blight spot
258 Pine Street Demolition - Slum Blight Health Safety Remedy	2796	\$47,221.13	Slums/blight
PRA RENEWAL SUB-TOTAL		\$51,203.63	

Expenditure Note - All shaded activities directly benefit low and moderate income citizens

City of Pawtucket, RI
 2020-2021 Community Dev. Block Grant Performance Report (July 1, 2020 - June 30, 2021)
 Expenditure Report

CDBG Project	IDIS Proj. Number	PY 2020-2021 Expenditures	National Objective
Dept. of Planning Administration	2847	\$264,735.66	Planning General Administration Cost
Pawt. Redevelopment Agency Administration	2848	\$67,282.26	Planning General Administration Cost
Pawt. Bus. Dev. Corp. - Administration	2856	\$17,717.20	General Administration Cost
ADMINISTRATION - SUB-TOTAL		\$349,735.12	
GRAND EXPENDITURE TOTAL		\$1,208,702.20	all CDBG expenditures for the year
ADMIN./PLANNING COSTS		\$349,735.12	administration costs for the year
TOTAL DIRECT ACTIVITY EXPENDITURES		\$858,967.08	all direct activity expenditures excluding administration
LOW/MOD BENEFIT ACTIVITY EXPENDITURE		\$807,763.45	all low/moderate income expenditures
2020-21 % BENEFIT LOW/MOD PERSONS		94.04%	percentage directed to low/moderate income benefit

2018, 2019 and 2020 <u>Three Year Average</u> Low/Mod Income Benefit Percentage	83.00%
---	---------------

Three Year Minimum Average Required 70%
2018-2019 Year One Average 97%
2019-2020 Year Two Average 61%
2020-2021 Year Three Average 94%

Expenditure Note - All shaded activities directly benefit low and moderate income citizens

**City of Pawtucket, RI
2020-2021 Emergency Solutions Grant Performance Report (July 1, 2020 - June 30, 2021)
Expenditure Report**

ESG Project	IDIS Proj. Number	PY 2020-2021 Expenditures	National Objective
Blackstone Valley Advocacy Ctr. (Bal. 2019-2020)	2786	\$652.54	Domestic Violence Shelter
Blackstone Valley Advocacy Ctr.	2851	\$40,000.00	Domestic Violence Shelter
House of Hope-Access to Hope Dexter Street (Bal. 2019-2020)	2787	\$8,589.56	Homeless Day Program
House of Hope-Access to Hope Dexter Street	2852	\$46,436.83	Homeless Day Program
Crossroads Rhode Island	2853	\$57,401.69	Rapid Rehousing Rental Assistance
Emergency Shelter Grant-Administration	2830	\$11,934.00	Grant Administration
ESG TOTAL		\$165,014.62	

**City of Pawtucket, RI
2020-2021 HOME Housing Investments Partnerships Performance Report (July 1, 2020 - June 30, 2021)
Expenditure Report**

HOME Projects	IDIS Proj. Number	PY 2020-2021 Expenditures	ACCOMPLISHMENTS
560 Prospect Street - Substaintail Rehabilitation 2 units	2551	\$210,000.00	Units being rented by tenants with income below 60% median
Blackstone Valley ARC - Tenant Based Rental Assistance	2815	\$8,218.00	Provided Rental Vouchers for Income Qualified Handicapped unit
Administration 2020-2021	2850	\$55,939.00	General Administration expenses
Pawt. Central Falls Development CHDO Admin	2866	\$20,000.00	Community Housing Development Organizations maximum 5% set-aside
		\$294,157.00	

Expenditure Note - All shaded activities directly benefit low and moderate income citizens

City of Pawtucket, RI

2020-2021 Coronavirus Aid Relief and Economic Security Act (CARES) Performance Report (July 1, 2020 - June 30, 2021)

Expenditure Report

CDBG-CV Public Service Project	IDIS Proj. Number	PY 2020-2021 Expenditures	National Objective
Senior Center - Food insecurity response to Covid-19	2826	\$97,899.92	Low/mod. Income clients
Blackstone Valley Emergency Food Center -Food Insecurity	2820	\$43,145.00	Low/mod. Income clients
Pawtucket Housing Authority - Food Insecurity to respond to Cov	2823	\$53,741.00	Low/mod. Income clients
Boys & Girls Club Afterschool Program response to Covid-10	2821	\$52,948.98	Low/mod. Income clients
CV-PUBLIC SERVICES PAGE SUBTOTAL		\$247,734.90	

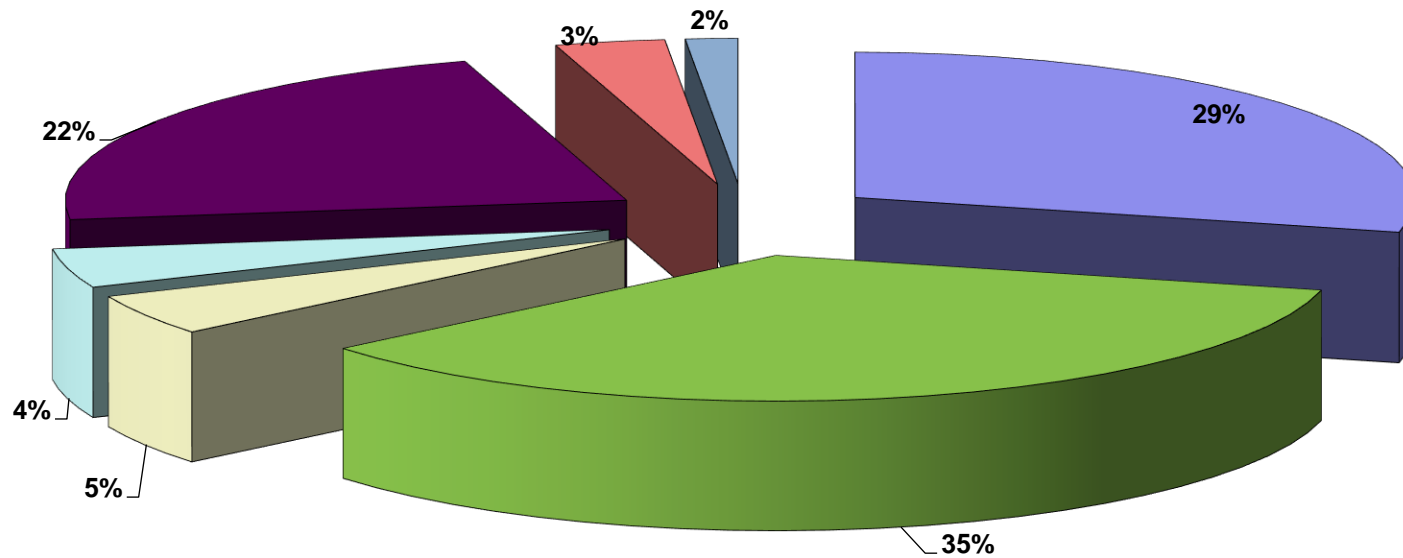
CDBG-CV ECONOMIC DEVELOPMENT	IDIS Proj. Number	PY 2020-2021 Expenditures	National Objective
Gallery Events, LLC Covid-19 Emergency Business Loan	2816	\$10,000.00	Low/mod. Job benefit
Kmagic Studio Hair & Image, LLC Covid-19 Emergency Business	2817	\$10,000.00	Low/mod. Income clients
Luna's Café Covid-19 Emergency Business Loan	2818	\$10,000.00	Low/mod. Job benefit
Shiva Shaki Yoga Shal Covid-19 Emergency Business Loan	2819	\$10,000.00	Low/mod. Income clients
Tu Voz es Musica Covid-19 Emergency Business Loan	2854	\$10,000.00	Low/mod. Income clients
US Taekwondo Pawt. Covid-19 Emergency Business Loan	2855	\$10,000.00	Low/mod. Income clients
Cosmetology Salon Covid-19 Emergency Business Loan	2867	\$10,000.00	Low/mod. Income clients
PMGG LLC, dba EP Kitchen Covid-19 Emergency Business Loa	2868	\$10,000.00	Low/mod. Income clients
Notes Coffee LLC, Covid-19 Emergency Business Loan	2869	\$10,000.00	Low/mod. Job benefit
Mirror Image, Small Business Covid Loan	2870	\$5,000.00	Low/mod. Job benefit
Motif Holdings, Small Business Covid Loan	2871	\$5,000.00	Low/mod. Job benefit
Princess Investment dba Mangos Small Business Covid Loan	2872	\$5,000.00	Low/mod. Job benefit
CV-ECONOMIC DEVELOPMENT SUB-TOTAL		\$105,000.00	

CDBG-CV Project	IDIS Proj. Number	PY 2020-2021 Expenditures	National Objective
Covid-19 Administration	2828	\$64,303.66	General Administration expenses

ESG-CV Project	IDIS Proj. Number	PY 2020-2021 Expenditures	National Objective
Crossroads- Rapid Rehousing	2829	\$19,071.75	Rapid Rehousing

Expenditure Note - All shaded activities directly benefit low and moderate income citizens

CDBG Category Expenditures - July 1, 2020 - June 30, 2021



Public Service

Public Facilities Improv.

Econ. Devl.

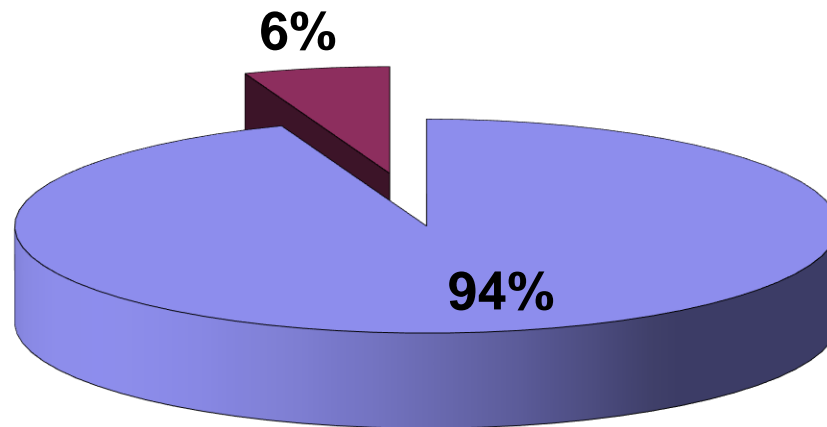
PRA Renewal

DPR Admin.

PRA Admin.

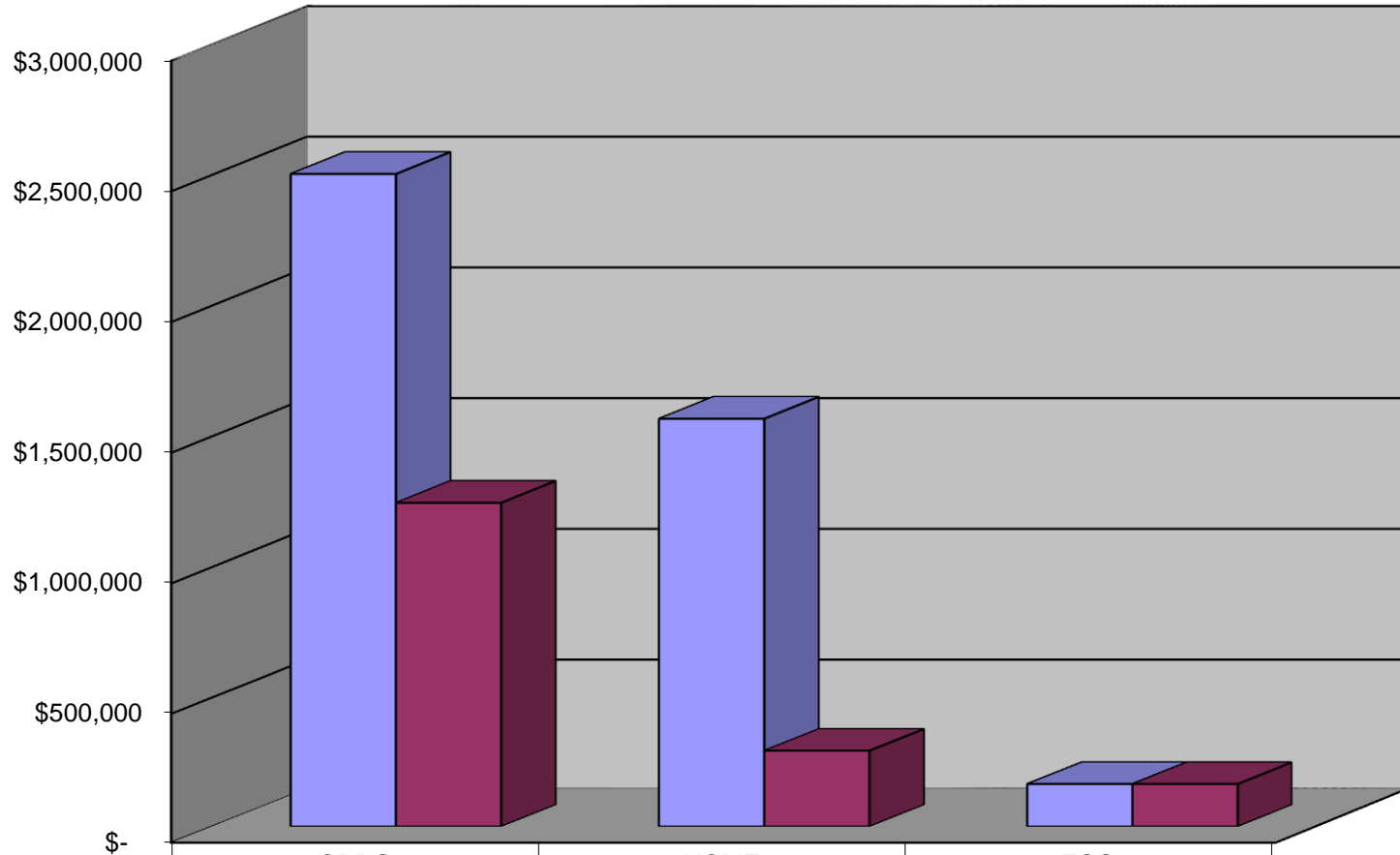
PBDC Admin.

CDBG Low/Mod Benefit Expenditure Calculation July 1, 2020 - June 30, 2021



■ Low/Mod Benefit Expenditure ■ Non Low/Mod Expenditure

City of Pawtucket
Entitlement Grant Expenditure Chart
FY July 1, 2020 - June 30, 2021



	CDBG	HOME	ESG
Available to Fund	\$2,503,859	\$1,567,598	\$165,015
Expended	\$1,246,210	\$294,157	\$165,014